

# Architectural Matte, Satin and Semi Gloss



TIGER Drylac® 38/10130  
**Seashell White** 30±5\*



TIGER Drylac® 38/70070  
**Taupe** 30±5\*



TIGER Drylac® 38/60014  
**Medium Bronze** 30±5\*



TIGER Drylac® 38/30028  
**Brick Red** 20±5\*



TIGER Drylac® 38/70049  
**Silver Grey** 30±5\*



TIGER Drylac® 38/10070  
**Bone White** 30±5\*



TIGER Drylac® 38/15002  
**Sierra Tan** 30±5\*



TIGER Drylac® 38/60080  
**Statuary Bronze** 30±5\*



TIGER Drylac® 38/60006  
**Aged Copper** 20±5\*




TIGER Drylac® 38/40025  
**Interstate Blue** 20±5\*



TIGER Drylac® 38/70048  
**Sky Grey** 30±5\*



TIGER Drylac® 38/70025  
**Ash Grey** 30±5\*



TIGER Drylac® 38/60090  
**Dark Anodized Bronze** 20±5\*



TIGER Drylac® 38/50080  
**Ivy Green** 30±5\*




TIGER Drylac® 38/40051  
**Military Blue** 30±5\*



TIGER Drylac® 38/15003  
**Almond** 30±5\*




TIGER Drylac® 38/70019  
**Slate Grey** 30±5\*



TIGER Drylac® 38/30033  
**Boysenberry** 20±5\*



TIGER Drylac® 38/50037  
**Classic Green** 30±5\*




TIGER Drylac® 38/80020  
**Jet Black** 30±5\*



TIGER Drylac® 38/15012  
**Sandstone** 30±5\*



TIGER Drylac® 38/60018  
**Koko Brown** 30±5\*



TIGER Drylac® 38/30041  
**Redwood** 30±5\*



TIGER Drylac® 38/50110  
**Hartford Green** 30±5\*



TIGER Drylac® 38/81009  
**Railing Black Semi Gloss** 60±5\*

\*Gloss level according to Gardner 60° ASTM D523. Paper and ink limitations of color samples as well as influence from heat and light account for differences from actual powder coatings.